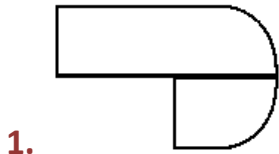
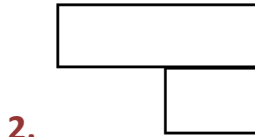


## EDGE DETAIL EXAMPLES

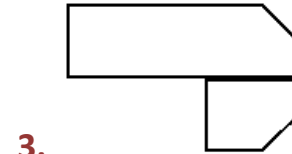
### A. Standard Edge Details



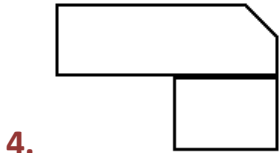
**1 1/2" Full Bullnose**




**1 1/2" Flat Polish**



**3. 1 1/2" Bevel Top/Bottom  
 1/4" x 1/4"**



**4. 1 1/2" Bevel Top 3/8"**




**5. 1 1/2" Radius Top 1/4"**

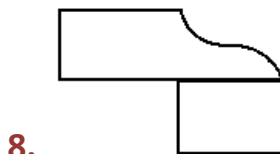


**6. 1 1/2" Radius Top 1/2"**

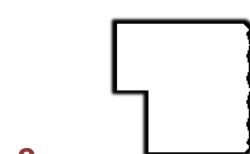
### B. Premium Edge Details



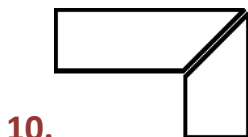
**7. 1 1/2" Dupont**



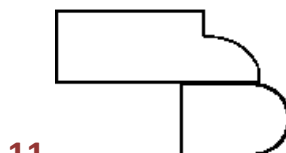
**8. 1 1/2" Ogee Standard**



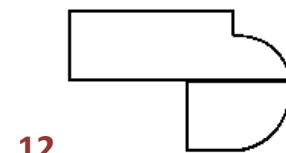
**9. 1 1/2" Rockface (Chiseled)**



**10. 1 1/2" Mitter**



**11. 1 1/2" Ogee Bullnose**



**12. 1 1/2" Dupont Bullnose**

### C. Supreme Edge Details



**13. 3 cm Ogee Bullnose**



**14. 3 cm Full Bullnose**